

INSTRUCTIONS FOR USE

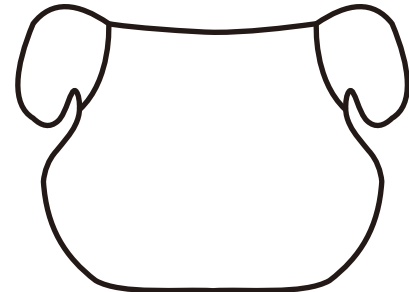
Child Restraint

GROUP II+III

suitable for children weighting 15kg to 36kg
(3 to 12 years approx)

Model : LM214






CHILD BOOSTER SEAT



- ◆ Ensure that all parts are locked in place correctly and not pinned in the adjustable seat or doors.
- ◆ Luggage or other objects liable to cause injuries in the event of a collision shall be properly secured.
- ◆ The child car seat not be used without the cover.
- ◆ The seat cover should not be replaced with any other than the one recommended by the manufacturer.
- ◆ Periodically inspect the harness, pay particular attention to attachment points, stitching and adjusting devices.
- ◆ Do not continue to use the child car seat if parts have become damaged or have loosened after an accident.
- ◆ Any straps holding the restraint to the vehicle should be tight. That any straps restraining the child should be adjusted to the child's body , and that straps should not be twisted.
- ◆ Not to use any load bearing contact points other than those described in the instructions and marked in the child car seat.
- ◆ The importance of ensuring that any lap is worn low down, so that the pelvis is firmly engaged, shall be stressed.

Washing

The cover can be removed and washed with a mild detergent using the washing machine's cycle for delicate items(30°C). Please observe the instructions on the washing label of the cover. Do not spin, and never tumble dry in an electric clothes dryer (the fabric may separate from the padding).

Cover表面 : polyester fibre涤纶 100%				
Filling填充 : Polyurethane聚胺脂100%				
				
Maximum temperaure of 30°C	Never use chlorine bleaches	Do not tumble dry	Do not wring	Never iron

Notice

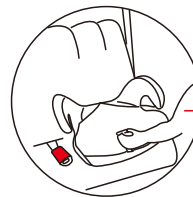
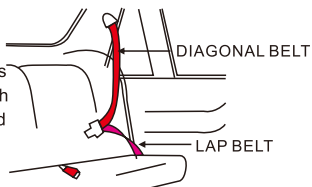
1. This is “Universal” child restraint; it is approved to ECE Regulation 44.04 for general use in vehicles and will fit most, but not all vehicle seats.
2. A correct fit is likely if the vehicle manufacturer has declared in the vehicle handbook that the vehicle is capable of accepting a “Universal” child restraint of this group.
3. This child restraint has been declared “Universal” under more stringent conditions than applied to earlier design which do not carry this notice.
4. If in doubt, consult either the child restraint manufacturer or the retailer.
5. The instructions can be retained on the child restraint for its life period
6. The rigid items and plastic parts of a child restraint must be so located and installed as pictures, so we are not liable, during everyday use of the vehicle to become trapped by a movable seat or in a door of the vehicle
7. We recommend that children are not left in their child restraint system unattended
8. The main load bearing contact points on the restraint are marking on the instruction. Please contact us if in doubt about this point

Only suitable if the vehicle is fitted with 3 point safety belts, approved to UN/ECE Regulation No. 16 or other equivalent standards.

NOTES

Please read through these instructions carefully before using the child car seat for the first time. You risk endangering your child's life if you use the product incorrectly.

Only suitable if the approved vehicles are fitted with lap/3 point/static/retractor safety-belts, it must be fastened with the vehicle's 3 points belt.



Place the booster on the passenger seat make it fitting closely to the seat



Place the child on the seat and make the child lean on the back of the seat

Then thread the lap and shoulder belt and click them into the belt buckle



Make sure that the belt is not twisted

Safety instructions

Please invest a few minutes in your child's safety to read these instructions, many injuries which are easily avoidable, are caused by carelessness and incorrect use.

- ◆ This child seat can only be installed forward facing using a three point safety belt.
- ◆ Before each journey check whether the child car seat is installed firmly.
- ◆ Do not change the child car seat anyway.
- ◆ Do not leave your child unattended in the seat at any time.
- ◆ Protect the child restraint system against direct sunlight otherwise the high temperature will hurt your child.